

# Planning a Community Service Project

Go For Your Goals, Module 5



# AGENDA







1. Brainstorm: In a previous lesson, Flexible Thinking, we worked in groups to identify a problem in the school or community that the school needs to be solved. Share your identified problem with the class.



2. Activity: Working in small groups, create an action plan to solve the problem identified that needed to be solved within the school community.







3. Reflect: As you think about implementing your community service project, who do you think will benefit most? Why did you choose this project?



# BRAINSTORM







In a previous lesson, Flexible Thinking, we worked in groups to identify a problem in the school or community that the school needs to be solved. Share your identified problem with the class.



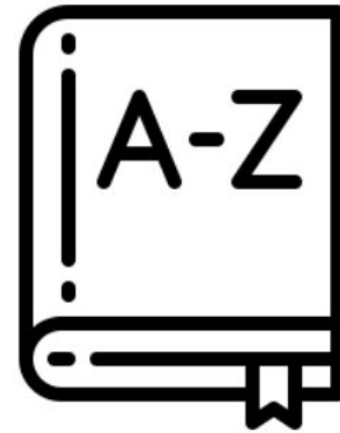
# DISCUSS





Share your responses from the brainstorming section.




# DIVE IN







**Community service projects** are organized events in which a group of people get together to help others.





# DIVE IN





# DIVE IN






# ACTIVITY



As a class or in a small group, work together to complete the worksheet.

 **High School**

Worksheet

Name: \_\_\_\_\_ Date: \_\_\_\_\_

Action Planning a Community Service Project




Step 1: Identify the problem in your school or community that you'll be solving.

Step 2: Think outside the box to come up with solutions for the issue.

Step 3: Pick a solution. Plan the steps to get there.

Step 1	Step 2	Step 3

©2024 Anna-Lisa Mackey, M.Ed., All rights reserved.



# REFLECT



As you think about implementing your community service project, who do you think will benefit most? Why did you choose this project?





# Extend & Enrich

It may take more than one class period for students to complete their community service projects. Once students have had the chance to implement their projects, have students assess and evaluate the results of their project.



# Home Connection



## Home Connection

### Action Planning

Dear \_\_\_\_\_,

Today in class, we worked together to solve a community problem using flexible thinking. We learned that **Community service projects** are organized events where a group gets together to help others. We were reminded that **flexible thinking** connects us with unconventional solutions to conventional problems.

Please encourage your student to share a problem that a family member might have solved within the community using flexible thinking.

Please do not hesitate to reach out with any questions or concerns.

Best,

\_\_\_\_\_

©2024 Anna-Lisa Mackey, M.Ed., All rights reserved.



## Professional Development



Take 5 minutes to consider: Many high schools have community service requirements that students must fulfill in order to graduate. Is this something your school does? If not, should it? Is this a cause you would be interested in getting more involved in or in organizing?





# Further Study

- Teen Life, *50 Community Service Ideas for Teen Volunteers*:  
[www.teenlife.com/blog/50-community-service-ideas-teen-volunteers/](http://www.teenlife.com/blog/50-community-service-ideas-teen-volunteers/)
- To learn more about Habitat for Humanity or to see about the possibility of scheduling a group build project, visit [www.habitat.org](http://www.habitat.org).
- The nonprofit organization [www.DoSomething.org](http://www.DoSomething.org) helps match volunteers to community service projects in their community.





**Lesson Complete!**

